



We are glad that you came out to enjoy our sport. Here are a few pointers to help you get started. It's EASY as 1-2-3

- Park your car in the pit area (parking lot), BEFORE racing - remove all loose objects; tools, jack, ice chest, lunch, etc.
- 1. Take your driver's license, membership card(s) if applicable, with you to "Registration". Pay your fee, fill out and sign a "RUN CARD", get a number and sign up to work in the appropriate work group. Every driver must work one work assignment to avoid the dreaded "DNW" Did Not Work.
- 2. Take your car and helmet to "TECH", the Tech Inspector will inspect your car and helmet, if you have one, If it passes, he will affix a "tech" sticker to you windshield, you must get a tech sticker for each driver.
- There will be a morning course walk before the event starts and also during the lunch break. "Novice" instruction will be available both times where clues to appropriate driving techniques and where Novice questions and answers will be handled. Listen for the announcement of when and where the "Novice" course walk will be held.
- Some "Loaner" helmets are available for use - when you get ready to run, you may exchange your driver's license for a "loaner" helmet with the pre-grid worker. PLEASE RETURN THESE LOANER HELMETS AS SOON AS YOU ARE DONE USING THEM.
- Car numbers should be placed on both sides of your car where they are visible to all course personnel. If you have multiple drivers in your car, only one set of numbers should be visible at any one time. Be sure to change numbers between drivers.
- Listen to the announcements for instructions of when you should proceed to the "pre-grid" to run or to report for your work assignment.
- Be sure to check in and wait for instructions from the "Chief of Workers" when reporting to work. Failure to work will result in DNW (Did Not Work) and may result in your being banned from future events!
- When your run group has been called to run, proceed to the pre-grid with your car and helmet, follow all grid instructions. You may ask for a "Novice Instructor" to ride with you if needed, ask at Registration or with the Grid Worker. If you have multiple drivers in your car, you may line up in the "Multiple Driver" line; this is to expedite multiple drivers. Passengers are only allowed on "time only" runs or with an approved instructor.
- 3. Go home smiling and tell your friends !

If you have any questions, please ask at Tech or Registration and again WELCOME have fun!

INSTRUCTIONS FOR COURSE WORKERS

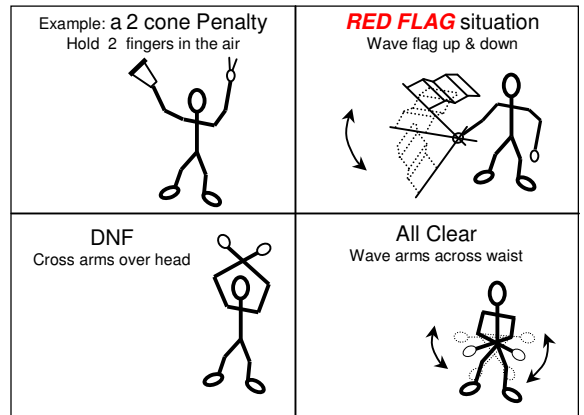
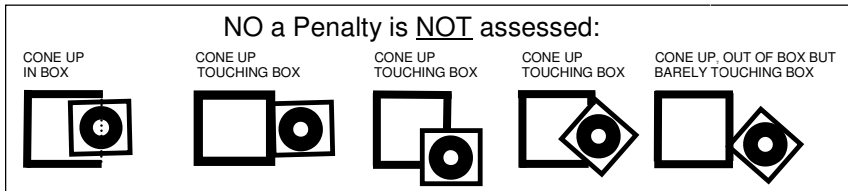
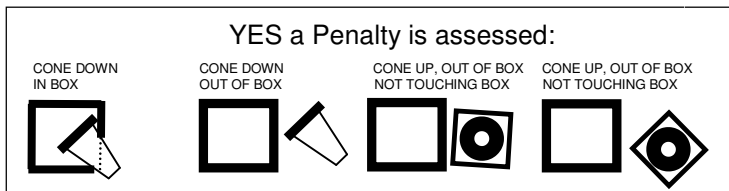
You will be assigned to work a particular area of the course and cars will be zipping past you. It's not too often you get to spend time playing in traffic and this is not a particularly safe place to be, but if you follow certain common sense rules, you should have no problem.



- **ALWAYS** STAND ON THE INSIDE OF A TURN, IN THE MIDDLE OF A CIRCLE.
- **NEVER** TURN YOUR BACK TO A CAR!!! **NEVER** SIT DOWN WHILE CARS ARE RUNNING!
- **PLEASE DO NOT USE A CELL PHONE OR WALKIE TALKIE, EVER, WHEN ON COURSE !**
- IF A CAR SPINS OR SLIDES – WAIT UNTIL IT STOPS TO APPROACH IT OR PICK UP CONES.
- **NEVER** PICK UP ANY CONES WHEN THERE'S A CAR APPROACHING. (Pick up and replace any cone(s) that have been knocked down or out of their respective boxes quickly after the offending car has passed.)
- **NEVER** HESITATE TO **RED FLAG** A CAR IF SAFETY IS A CONCERN. **ALWAYS RED FLAG** A CAR FROM THE SIDE OF THE COURSE. DO NOT WAIT FOR A **RED FLAG** INSTRUCTION, BE ALERT.

Report to the station captain any of the following situations:

1. Any cone that is displaced or knocked over using the images below as a guide.
2. If a car goes off course and does not return onto the course in the **EXACT** same place – this is known as a **DNF (Did Not Finish)** which is a "course deviation".



The STATION CAPTAIN, via radio, tells the person in the timing trailer, the cone count or penalty situation of ALL cars that run. Course work is a demanding job. It requires you to be **ALERT** all the time for a long time. Use the same **CONCENTRATION** working course that you do driving the course...and don't forget that your **SAFETY** is more important than any cone! In ALL cases, MAKE SURE the Station Captain acknowledges your input.